



ADOPT-A-TREE VIEWBOOK

COMMEMORATE A BIRTH,
MARRIAGE, OR MEMORY OF A
LOVED ONE.



Vancouver
Botanical
Gardens
Association

**ADOPT A TREE FOR A 10 YEAR PERIOD WITH
A DONATION OF \$3000.**

**ADOPTING A TREE IS A SPECIAL BOND THAT
DEEPENS OUR CONNECTION WITH PLANTS.**

**FOR EACH ADOPTION, A PLAQUE WILL BE PLACED ON THE TREE
WITH THE NAME OF A LOVED ONE AND A SHORT MESSAGE.**

**MEET THE ANIMALS THAT CALL
OUR TREES HOME.**



HOW TO ADOPT A TREE

- 1 Choose a tree from our list of available trees. See pages 5-12. You can also download a corresponding map at vandusengarden.org/adopt-a-tree to see the locations of each tree.
- 2 Contact us at fundraising@vandusen.org or 604-257-8677 to confirm the tree's availability. A notification will be sent to our Curator of Collections for a final check of the tree's health and its availability.
- 3 Once the health of the tree has been confirmed, you will be sent a registration form to be filled out and returned to fundraising@vandusen.org
- 4 Make a donation of \$3000 via an online web form. A link & instructions will be provided (cheque and over the phone payment options are available).
- 5 Once everything is finalized, an AAT plaque will be placed on the tree and a photo will be sent to you by email along with the completed registration form.

Please note...



Once registered, it can take up to two weeks for a plaque to be installed on a tree. Due to restrictions and reduced staff schedules, this may take longer.

Payment plans are available if needed.

There are approximately 700 trees in the adoption program!

If a tree is removed, damaged, or dies, the VBGA will attempt to contact you and a new tree can be adopted in its place for the remainder of the adoption period.

If a plaque breaks or goes missing, please let us know and we will replace the plaque as soon as possible.



LIST OF AVAILABLE TREES





DOUGLAS FIR
Pseudotsuga menziesii

Map # AT1
Grid # F1
Bed # 23B
ACC # NA

Native to Western North America

Located in the Founders Plaza. Easy to access and visit since it is located outside of the VanDusen Parking Lot.

Dominant species of the Pacific Northwest temperate rainforests. Old growth trees live to over 800 years and grow up to 300 ft. One of the tallest trees in the world.



DOUGLAS FIR
Pseudotsuga menziesii

Map # AT2
Grid # F1
Bed # 23B
ACC # NA

Native to Western North America

Located in the Founders Plaza. Easy to access and visit since it is located outside of the VanDusen Parking Lot.

Dominant species of the Pacific Northwest temperate rainforests. Old growth trees live to over 800 years and grow up to 300 ft. One of the tallest trees in the world.



BUTTERNUT
Juglans cinerea

Map # AT3
Grid # F3
Bed # 107A
ACC # 1974-0170

Native to Eastern United States & Southeast Canada

Located in our Eastern North America collection.

Butternut is a species of walnut with edible nuts. They were used by Indigenous people to make oils for various purposes and both the bark and nut rinds were used to make a yellow-orange dye.



GOLDEN LARCH
Pseudolarix amabilis

Map # AT4
Grid # C3
Bed # 74
ACC # 1974-0445

Native to Eastern China

Located in our Sino-Himalayan Garden, overlooking the Great Lawn.

Deciduous conifer with golden needles in fall. More closely related to Cedrus, not a true larch, but has a very similar needle arrangement.



HIMALAYAN OR DEODAR CEDAR

Cedrus deodara

Map # AT5
Grid # C3
Bed # 122
ACC # 1980-1086

Native to the Himalayas

Located in our Sino Himalayan collection.

A divine tree, worshipped in Hindu culture and referenced in ancient Hindu texts as forming sacred forests. The species name deodara is from the Sanskrit word devadāru, meaning "wood of the gods".




WILLOWLEAF MAGNOLIA

Magnolia salicifolia

Map # AT6
Grid # C1
Bed # 86
ACC # 2015-0122

Located near Japanese Collection.

White flowers, narrow leaves that smell like anise when crushed.



SNAKEBARK MAPLE
Acer 'white tigress'

Map # AT7
Grid # B1
Bed # 128
ACC # 2016-0225

A cross between Acer tegmentosum (Manchurian snakebark maple) and A. davidii (Chinese snakebark maple).

Located in our Sino Himalayan collection at the entrance to the Fern Dell.

The Stunning green and white striped bark on this small oval maple tree gives it year-round colour. The Foliage has orange and yellow tints in autumn. This tree can grow to 30 ft tall.



PAPERBARK MAPLE
Acer griseum

Native to central China

Located along our Rhododendron walk.

A spreading tree that can grow to 20 ft tall with beautiful coppery bark, inspiring the name Paperbark. The tree has Showy orange to red foliage in fall.



ADOPTED



CHINESE WITCH HAZEL

Hamamelis millis

Map # AT9
Grid # C1
Bed # 73
ACC # 1973-0330

Native to China (Hubei & Jiangxi)

Located near the Rhododendron Walk.

Spidery yellow flowers bloom in winter and have an intense scent. Nice yellow fall colour.



OYAMA MAGNOLIA

Magnolia sieboldii

Map # AT10
Grid # C1
Bed # 86
ACC # 2011-0105

Located near Japanese Collection.

Small tree, white flowers with red stamens, multiple trunks.



VARIEGATED GIANT DOGWOOD

Cornus controversa 'Variegata'

Map # AT11
Grid # B1
Bed # 130A
ACC # 1992-0505

Native to woodlands in Southwestern China

Located near our Fern Dell.

Also called the "wedding cake tree," this tree produces small creamy-white flowers that appear in flattened clusters. These blossoms will also give way to black berries in late summer/early fall that are enjoyed by various birds.



HIMALAYAN OR DEODAR CEDAR

Cedrus deodara

Map # AT12
Grid # B2
Bed # 121B
ACC # 1979-1660

Native to the Himalayas

Located near the waterfall close to the Meconopsis Dell.

A divine tree, worshipped in Hindu culture and referenced in ancient Hindu texts as forming sacred forests. The species name deodara is from the Sanskrit word devadāru, meaning "wood of the gods".




**CUTLEAF
JAPANESE MAPLE**

Acer "Koto No Ito"

ADOPTED

Located in the backyard bird garden.

The Koto No Ito Japanese Maple is a small deciduous tree, with foliage that changes in crimson tones in the fall, bright green, and then yellow in autumn. Koro No Ito means "Golden Old Harp".



**MANCHURIAN
ALDER**

Alnus hirsuta

Map # AT13
Grid # E1
Bed # 90A
ACC # 1978-0699

Located near the Lathhouse.

The Manchurian Alder is a medium-sized, deciduous, upright tree that is native to Japan, Korea, Manchuria, Siberia, and the Russian Far East. It has dangling catkins that appear in the spring before the leaves emerge, and brown cone-like fruit in the autumn.



**HIMALAYAN
DEODAR CEDAR**

Cedrus Deodera

Map # AT14
Grid # B2
Bed # 126D
ACC # 1979-1662

Located near the Sino-Himalayan Garden.

A divine tree, worshipped in Hindu culture and referenced in ancient Hindu texts as forming sacred forests. The species name deodara is from the Sanskrit word devadāru, meaning "wood of the gods".



**TREMBLING ASPEN
OR WHITE POPLAR**

Populus tremuloides
ACC # 1994-0484

ADOPTED

Located near the Canadian Heritage Garden (backdrop of Medicine Wheel).

A deciduous tree that forms a canopy up to 25 m (82 ft) tall with pale grey to white bark. The leaves rustle in the slightest breeze with a soft rustling sound, due to their flattened, pivoting leaf stalk.



SPANISH FIR

Abies pinsapo

Map # AT16
Grid # D3
Bed # 71
ACC # 1975-0106

Native to southern Spain and Northern Morocco

Located near the Heather Pond.

Fir tree with gray bark and blue-green needles streaked with white wax. Lives at altitudes of 900–1,800 metres. Despite conservation efforts, Spanish fir is still under threat by fires, urban projects, erosion, and excessive visitors.



BLACK MULBERRY

Morus nigra

Map # AT17
Grid # C1
Bed # 73
ACC # 2016-0185

Native to southwestern Asia

Located among evergreen azaleas along the Rhododendron Walk.

Long cultivated for its edible fruit. Distinguishable from the other mulberries by the uniformly hairy lower surface of its leaves. Black mulberry was introduced in some areas in the hope of cultivating silkworms, but silkworms prefer the white mulberry.



JAPANESE WHITE PINE

Pinus parviflora
'Tempelhof'

Map # AT18
Grid # C1
Bed # 86
ACC # 2012-0045

Garden origin

Located in the Japanese Collection.

Pyramidal blue-green pine with ecru shoots in spring. Long-lived, up to 1000 years. A popular tree for bonsai and as ornamental trees in gardens and parks.



AKEBONO OR DAYBREAK CHERRY

Prunus lannesii

ACC # 2013-0021

Garden origin

Located in the Autumn Stroll.

Pretty cherry, enthusiastic bloomer with pink flowers. Flowers in late March. Pink flowers eventually turn white. Autumn colours turn to orange.

ADOPTED





CHINESE TULIP TREE

Liriodendron chinense

Located in the Sino-Himalayan Garden.

Tulip-shaped leaves and yellow-green flowers. In spring at the top of this tree, branches from the trunk. The colour and trunk.

ADOPTED

Native to China (Hubei & Jiangxi)



BALD CYPRESS


Taxodium distichum var. *distichum*

Located in the R. Roy Forester Cypress Pond.

Forms "cypress knees" (root projections) when grown in or near water. The purpose of the knees is a topic of scientific debate. Beautiful bronze colour in fall before needles are shed.

Map # AT21
Grid # F4
Bed # 27W
ACC #

Native to swamps wetlands of southeastern USA



JAPANESE STEWARTIA

Stewartia pseudocamellia

Located along the Rhododendron Walk.

Beautiful white camellia-like flowers with gold stamens in early summer. Elegant shape and beautiful bark provide winter interest.

Map # AT22
Grid # C1
Bed # 46E
ACC # 1973-0868

Native to Japan



WEeping BEECH

Fagus sylvatica 'Pendula'

Located in the Beech collection in the Great Lawn.

Characterized by its weeping, pendulous branches. A nice wooden bench is located nearby. It looks a bit spooky looking in the autumn. Very unique specimen.

ADOPTED

Garden origin

